

Make Learning Beautiful with Trait-tex® Yarn



Traditional Huichol Yarn Painting

Learning Objectives for Grades 4-6

Developed by Children's Creativity Specialist, Stephe Morton, Founder/Teacher, Children's Art Workshop at Fort Collins Museum of Contemporary Art, Ft. Collins, Colorado

Students will:

- Explore cultural diversity through the discovery of Huichol Yarn Painting, a traditional folk art of Mexico.
- Explore how culture and art influence each other.
- Explore how elements of design apply in other cultural art forms.
- Express their ideas through tools and techniques of other cultures.

Favorite Pacon® products included in this project:



Trait-tex® Bright and Intermediate 2-Ply Standard Weight Yarn, 16 Assorted Colors



Array® Black Card Stock, 8½" x 11"

Make Learning Beautiful with Trait-tex® Yarn -

Traditional Huichol Yarn Painting

Developed by Children's Creativity Specialist, Stephe Morton, Founder / Teacher,
Children's Art Workshop at Fort Collins Museum of Contemporary Art, Ft. Collins, Colorado




According to brain research in education, connecting factual knowledge to creativity enhances long term learning. After completing a study of the Huichol Indians of Mexico and observing examples of their traditional folk art of yarn painting, students are ready to apply their new Social Studies and Art knowledge in a creative form.

STEPS


1. Students draw a sketch of an object or design. The image should be simplistic without too much detail to allow its successful translation by the yarn technique.




2. Students transfer the image onto Array® Black Card Stock.



3. Cover small areas of the image at a time with double-sided tape, and begin tapping down yarn in tight parallel or concentric lines. (working from the outside in works well)



4. As image gets covered, continue adding more tape in the region of your progress.



5. Cover all exposed tape with yarn and encourage students to press yarn strands against each other leaving no gaps.



6. Use bright, contrasting colors to simulate the vibrancy of the authentic folk art.



TIPS:

Although a bit pricey, double-sided tape offers a dry, non-messy, low frustration factor alternative to other adhesives typically used in this project.

Resist too much "touching" of tape with application. If tape loses its "stickiness", new tape can be placed right over old.

I like to cut students' images out of the original background paper and reposition them on a larger black foam board to create a Huichol Yarn Painting Mural. With this editing technique, I can eliminate any exposed tape or loose strand of yarn that detracts from the overall presentation.